

Access
Authentic

Residential ♦ Commercial



Roller Door in Colorsteel® Ebony



We specialise in
manufacturing and
installing garage doors
throughout New Zealand

Call 09 298 8655 or visit
windsordoors.co.nz

Colorsteel® Roller Door

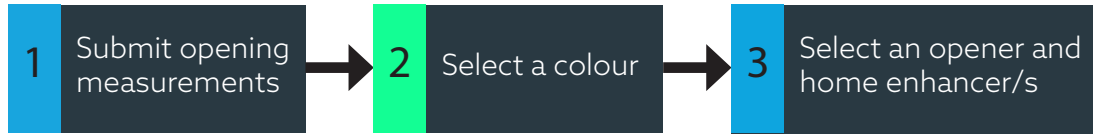
A Stylish Addition to Your Home

Our Roller Doors aren't just practical solutions; they also enhance the visual appeal of your property. With a wide range of Colorsteel® colours available for your door's finish, selecting a hue that complements your home's existing aesthetic is effortless. Alternatively, you can opt for a bold garage colour that makes a statement as a highlight of your home's exterior – the choice is yours!

Paired with smooth operation, your Windsor Doors Roller Door will not only provide an eye-catching façade for your house but also serve as a seamless entry point for your home.

We believe you shouldn't have to pay
extra to get authentic NZ quality.

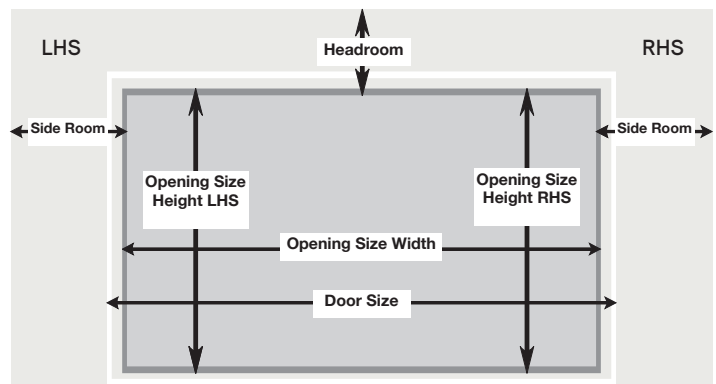
3 easy steps to order your roller door



1 Submit Opening Measurements

In placing an order you will be required to submit the following information.

Description	Measurements
Opening Size Height LHS	
Opening Size Height RHS	
Opening Size Width	
Side Room LHS	
Side Room RHS	
Headroom	



(View from inside of garage, looking out)

2 Colour Options

Threadbow White*	Titania	Gull Grey	Sandstone Grey	Grey Friars
New Denim Blue	Windsor Grey (LG)	Desert Sand*	Lignite*	Karako
Ironsand	Flaxpod®	Ebony	Permanent Green	Mist Green*
Scoria*	Pioneer Red*	Zincalume		

NOTE: The image, colours and patterns shown are provided as a guide only. Whilst we endeavour to get as close as possible, the limitations of printing processes make extremely accurate matches impossible. We strongly recommend comparing your choice with actual samples and discussing with your sales representative. Additionally, Windsor Doors reserves the right to vary or delete colours without notice.


* Colours are only available in S1 (Series 1) Colorsteel® Roller Doors



Roller Door Openers

Fit your Windsor Doors garage roller door with an automatic opener for hassle free entry to and exit from your garage or shed.

All of our openers are engineered to the highest standards ensuring easy operation, optimum performance, long life and peace of mind.



Roller Door Standard Features

Soft Start and Stop Function

This feature is designed to allow for a quiet and smooth door operation, which is important when the garage is located close to bedrooms or living areas.

Auto Reverse System

For added safety, each installation comes with this automated feature that causes the garage door to immediately stop and reverse when it comes into contact with an object.

Courtesy Light

This courtesy light is the most convenient way to navigate through your garage and to get in and out of your car. The light automatically switches on as you open the door and switches off automatically after about 2 minutes.

Wireless Wall Button

Can be installed near an internal access door to your garage giving you greater convenience to open and close your garage door.

Door Stop Programming

This convenient feature allows for the door to be stopped at any height for the purpose of ventilation or pet access.

In-built Safety Timer

This automatic close timer will ensure that your door will close automatically (with optional photo eye beams installed) if you forget to close it yourself. This is a fantastic security feature that will ensure that you have peace of mind.

Remote Handsets

The key ring remote handsets are small and convenient with the ability to operate up to three garage doors or gates from the one unit. A must have for every set of keys in the house.

Quality and Adaptability

Our roller door openers are manufactured from quality composite materials, and are approved to the latest world-wide standards. They can also be fitted to most popular brands of roller doors with accessories to suit your requirements.





Standard Centre Lock

All Windsor Doors residential garage roller doors have a factory fitted standard centre lift locks generally mounted hip height and operated by key externally. It also features an internal keyless manual override that offers a safe exit in an emergency. Other lock options include:

- Padbolt: fitted to bottom rail
- Mini Storage Lock: fitted at any height with facility for two locations

Dual-Sided Nylon Webbing

We apply nylon-fibre webbing to both sides of the garage door curtain eliminating metal-on-metal contact resulting in an extremely quiet and smooth operating door for years to come.

Aluminium Bottom Rail

An engineer-designed, heavy-duty extruded aluminium bottom rail is used to strengthen the bottom panel of the garage door. The bottom rail also incorporates a specially designed weather seal, extruded from tough and durable PVC to protect your garage from the harsh elements.

Everyday we see more inferior products coming from overseas that no-one can stand behind. At Windsor Doors we're pushing back against the tide of the disposable.

To get you the best value garage doors that last - we design, refine, produce, protect and specialise in genuine quality.



Call 09 298 8655 or visit
windsordoors.co.nz

**No shortcuts, and
no cheap steel.**