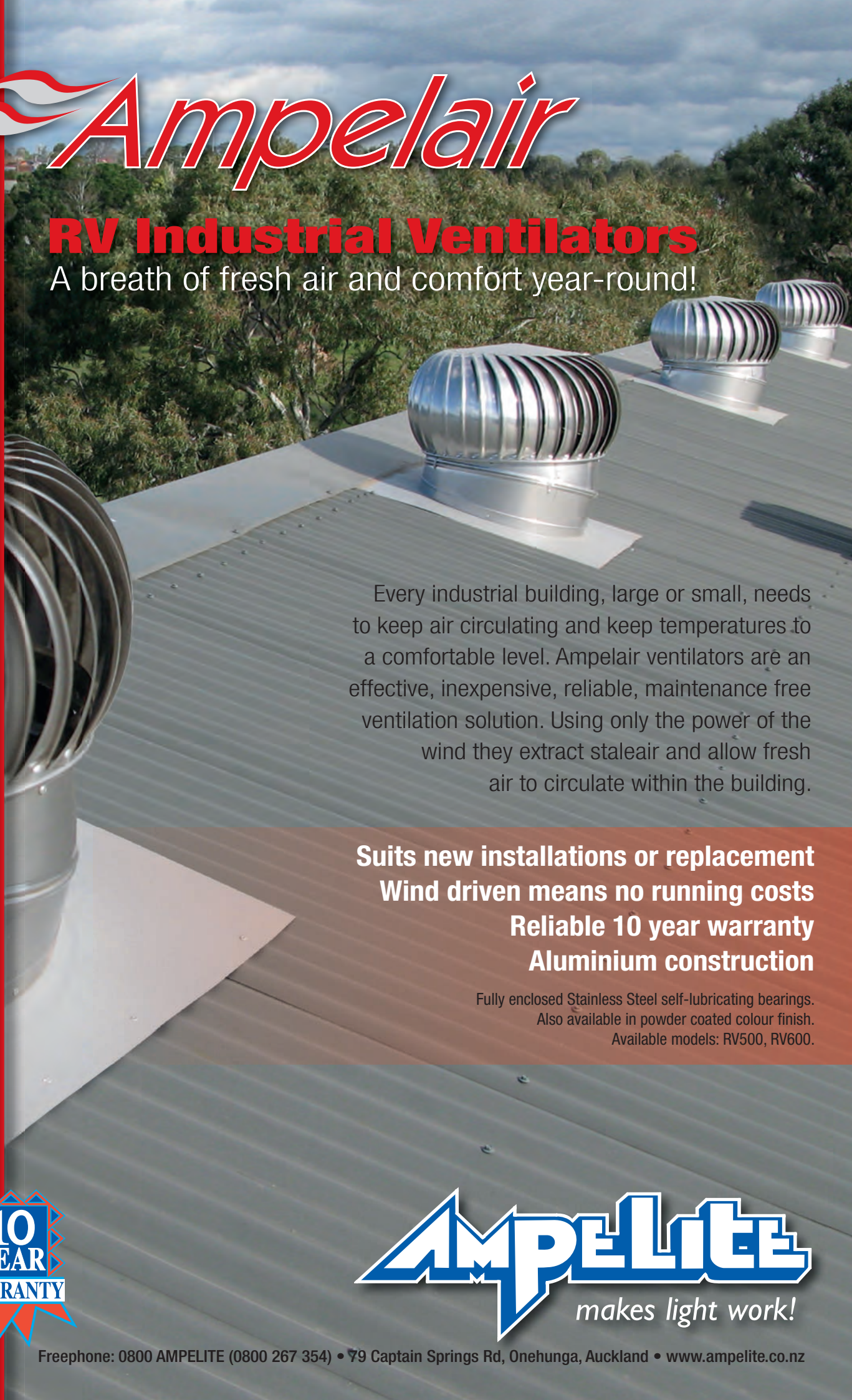




Ampelair

RV Industrial Ventilators

A breath of fresh air and comfort year-round!



Every industrial building, large or small, needs to keep air circulating and keep temperatures to a comfortable level. Ampelair ventilators are an effective, inexpensive, reliable, maintenance free ventilation solution. Using only the power of the wind they extract stale air and allow fresh air to circulate within the building.

Suits new installations or replacement
Wind driven means no running costs
Reliable 10 year warranty
Aluminium construction

Fully enclosed Stainless Steel self-lubricating bearings.
Also available in powder coated colour finish.
Available models: RV500, RV600.



AMPELITE

makes light work!

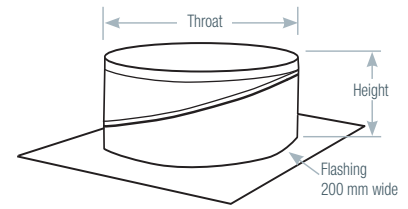
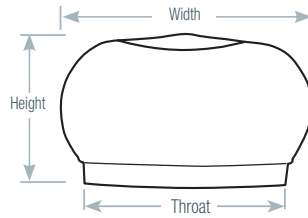
Freephone: 0800 AMPELITE (0800 267 354) • 79 Captain Springs Rd, Onehunga, Auckland • www.ampelite.co.nz

Dimensions

VENTILATOR HEAD

VARIABLE PITCH BASE

All models and bases



Aluminium	Throat	Width	Height	Width	Height
RV500	500mm	640mm	320mm	750mm	190mm
RV600	600mm	730mm	390mm	800mm	210mm

Bases Ampelair ventilators models: RV500 and RV600 are supplied complete with a Variable Pitch – Aluminium base to suit any application.

Capacity Table

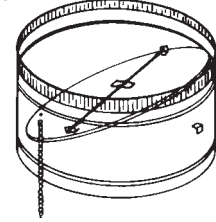
Extraction volume expressed in cubic metres per second. 1 cubic metre = 1000 litres

Stack Height Metres	Wind Speed Km/Hr.	Temp Diff. °C	Model RV Industrial Ventilators	
			500	600
3.0	6	6	0.350	0.609
		12	0.362	0.630
		18	0.382	0.664
	8	6	0.419	0.727
		12	0.428	0.738
		18	0.452	0.785
	12	6	0.625	1.088
		12	0.635	1.105
		18	0.641	1.116
	16	6	0.772	1.343
		12	0.791	1.377
		18	0.808	1.408
6.0	6	6	0.362	0.630
		12	0.420	0.732
		18	0.431	0.751
	8	6	0.424	0.738
		12	0.439	0.763
		18	0.458	0.797
	12	6	0.635	1.105
		12	0.655	1.141
		18	0.713	1.239
	16	6	0.791	1.377
		12	0.813	1.414
		18	0.844	1.467
9.0	6	6	0.381	0.664
		12	0.431	0.751
		18	0.483	0.839
	8	6	0.452	0.785
		12	0.458	0.797
		18	0.530	0.922
	12	6	0.642	1.116
		12	0.712	1.239
		18	0.737	1.283
	16	6	0.808	1.408
		12	0.843	1.467
		18	0.855	1.486

The formula and capacity tables are useful guides in determining the model size and number of ventilators required. Building usage and other factors, finally determine the exact requirements for maximum efficiency and the comfort levels required. Ampelite can assist at design or specification stages in this regard.

Dampers

Available for 500mm and 600mm throat diameter ventilators. Smaller sizes are not widely used but can be supplied against orders. Manually operated. Zincalume® construction.



Calculations

to decide size and number of Ventilators.

1. Determine the volume of the building

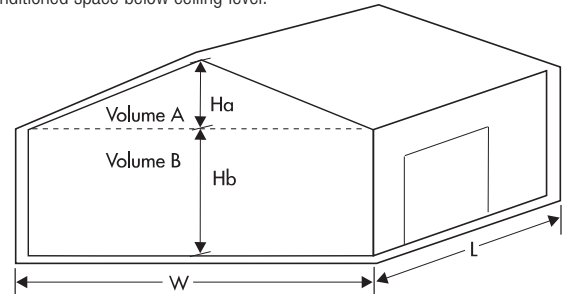
Volume of section A = $0.5 \times L \times W \times H_a$

Volume of section B = $L \times W \times H_b$

Total building volume = volume of section A + volume of section B.

Note: For factories, the combined volume A + B should be used.

Where Volume B is air-conditioned, only Volume A is used to calculate the number of ventilators required. No air should be drawn from the air-conditioned space below ceiling level.



2. Select the number of ventilators required

METRIC = $V \times Ac/Hr$

EX/c x 3.6

Where:

V = Volume of building or roof space

Ac/Hr = Air changes per hour

EX/c = Exhaust capacity of ventilator

Building Type	Recommended Air Changes per Hour
Warehouses	4 to 8
Factories & Workshops	5 to 10
Gyms, Tennis & Squash Courts	7 to 10
Assembly Halls, Garages	10 to 15
Toilets	12 to 15
Laundries	20 to 40
Stables, Piggeries & Poultry	20 to 50
Bakeries, Boiler Houses	30 to 40